


1. Overall view of tank.




2. Overall view of tank.





3. Entrance to site. Note sign on fence.



4. View of site.






5 . Valve vault exterior.



6 . Valve vault cover.






7. Piping and wiring in valve vault. Note standing water.



8. Piping in valve vault.





9. Outlet in valve vault.



10. Bottom plate and foundation.





11. Bottom plate and foundation.



12. Bottom plate and foundation. Note vegetation.





13. Bottom plate and foundation.



14. Bottom plate and foundation. Note corrosion on bottom plate.






15. Bottom plate and foundation. Note coating on repaired foundation.




16. Overflow pipe and splash pad.





17. Overflow pipe. Note peeled coating on reinforcing pad.



18. Overflow pipe and flap gate.





19. Outlet pipe.



20. Flange on outlet pipe.